

### 1. FILTRATION

- **always switch after using the pool ! = plug into the electricity supply ( **always disconnect from the electricity supply when swimming**). The filtration would become aerated and would not filter)**  
**Schalten Sie nach der Benutzung des Schwimmbeckens immer die Filteranlage ein! = an das Stromnetz anschließen (beim Schwimmen immer vom Stromnetz abtrennen. Die Filtration würde belüftet werden und würde nicht filtern)**

### 2. TABLETS/TABLETTEN




- **Regularly check and refill the new tablet when running low / Kontrollieren Sie regelmäßig die neue Tablette und füllen Sie sie nach, wenn sie zur Neige geht**
- Always put the container back into the water after use / or don't take it out at all

### 3. CLEANING /REINIGUNG

- **Pick up common debris with a sieve from the bottom and from the surface / Gemeinsame Verunreinigungen vom Boden und von der Oberfläche mit einem Sieb aufsammeln**
- In case of cloudy water use "clarifier" according to the instructions (volume is 4m3)/ Bei trübem Wasser "Klärmittel" gemäß den Anweisungen verwenden (Volumen 4m3)
- During the vacuuming of the day, water is replenished at the same time (the main water stop is on the facade of the house from the door)

### 4. WATER FILLING /WASSERBEFÜLLUNG

- **from the hose at the house - the water level must be between the two holes in the pool (must not drop to the level of the bottom hole)**
- **or When vacuuming dirt**

<p><b>The water level must not fall below the red line:</b></p>	<p><b>Bottom vacuuming procedure</b></p>
	<div data-bbox="764 1287 1403 1493">  </div> <div data-bbox="764 1493 1403 1545"> <p>Replace the handle instead of the sieve</p> </div> <div data-bbox="764 1545 1208 1850">  </div> <div data-bbox="1208 1545 1498 1850"> <ol style="list-style-type: none"> <li>1. Connect the hose</li> <li>2. Drain the water</li> <li>3. Vacuum = ride on the bottom</li> <li>4. Turn off the water</li> </ol> </div>



Luxation of  
the bottom